

PURVANGHAL PATHOLOGY

Hospital Road, Near Block Mor, Fazlinagar
Kushinagar (U.P.) 274401

Mob. 7007428700 9838082317, 9931309706

Dr. A. Razzaque

B.Sc., BAMS, DOS, DRD (JU Kolkata)
PGDHM (Post Graduate Diploma in Hospital Management)
Ex.DPM (NPCB), Sadar Hospital, Pakur, Jharkhand



Registration No. CMEE2262730

पूर्वांचल पैथोलॉजी

हॉस्पिटल रोड, ब्लाक मोर के पास,
फाज़िलनगर, कुशीनगर (यु.पी.) 274401

Dr. J. Aquib

MBBS (DOUGU)
E. Ahmad, DMLT (Kol.)
A. Samad, BMLT (EU Lucknow)

PATIENTS NAME: MRS. GEETA VERMA	AGE/50 YEARS	DATE:17/07/2024
REF BY DR: SELF	SEX/FEMALE	LAB.NO.0003
STATUS REPORT: FINAL		
TEST NAME	VALUE	UNIT REFERENCE VALUE

HEMATOLOGY REPORT

COMPLETE BLOOD COUNT: CBC

HAEMOGLUBIN	7.8*	gm/dL	MALE 14-17.4 FEMALE 12-15.0
TOTAL LEUKOCYTE COUNT(TLC)	7,440	cell/cumm	4000-11000
DIFFERENTIAL LEUKOCYTE COUNT (DLC)			
Neutrophils	82	%	40-70
Lymphocytes	12	%	20-40
Eosinophils	04	%	01-06
Monocytes	02	%	02-10
Basophils	00	%	00-01
Abs. Count.Of Differential.			
Neutrophils	6.12	10 ³ /ul	1.80 - 7.70
Lymphocytes	0.88	10 ³ /ul	1.10 - 3.20
Eosinophils	0.26	10 ³ /ul	0.20 - 0.52
Monocytes	0.16	10 ³ /ul	0.10 - 0.60
Basophils	0.02	10 ³ /ul	0.00 - 0.06
R.B.C	2.35*	cell/cum	4.00 - 5.50
H.C.T	24.4	%	32 - 42
MCV	103.7*	fL	80-96
MCH	33.2	pg	27-34
MCHC	32.0	g/dl	32-36
Platelets count	1.15*	cell/cumm	1.5-4.50




CBC- 5 Part




Erba Chem-7



Electrolytes-Erba



ECG



Digital X-Ray

Not for the Medico Legal purpose

24x7 Emergency

1. The reported results for information & for interpretation of the Referring Doctors only.
2. Results of the test may vary from laboratory to laboratory & also in same parameters from time to time for the same patients.

PURVANCHAL PATHOLOGY

Hospital Road, Near Block Mor, Fazilnagar
Kushinagar (U.P.) 274401

Mob. 7007428700 @ 9838082317, 9931309706

Dr. A. Razzaque

B.Sc., BAMS, DOS, DRD (JU Kolkata)

PGDHM (Post Graduate Diploma in Hospital Management)

Ex.DPM (NPCB), Sadar Hospital, Pakur, Jharkhand



Registration No. CMEE2262730

पूर्वांचल पैथोलॉजी

हॉस्पिटल रोड, ब्लॉक मोड़ के पास,
फाजिलनगर, कुशीनगर (यूपी) 274401

Dr. J. Aquib

MBBS (DDUGU)

E. Ahmad, DMLT (Kol.)

A. Samad, BMLT (EU Lucknow)

PATIENTS NAME: MRS. GEETA VERMA		AGE/50 YEARS	DATE:17/07/2024
REF BY DR:	SELF	SEX/FEMALE	LAB.NO.0003
STATUS REPORT: FINAL			
TEST NAME	VALUE	UNIT	REFERENCE VALUE

BIOCHEMISTRY REPORT

KIDNEY FUNCTION TEST

S. UREA	93.74	mg/dL	05.00-40.00
S. CREATININE	4.47	mg/dL	Male 0.60-1.50 Female 0.60-1.40
S. URIC ACID	5.74	mg/dL	Male 3.0-7.00 Female 2.5-6.0

ELECTROLYTE

S. SODIUM (Na ⁺)	130.50	mEq/L	135.00-155.00
S. POTASSIUM(K ⁺)	5.58	mEq/L	3.50-5.50
S CALCIUM (Ca ⁺⁺)	0.920	mEq/L	1.00-1.300
S CALCIUM (Total)	7.35	mg/dL	8.40-11.40
CL ⁻	99.70	mg/dL	96.00-109.0

Comment

Electrolytes are substance that have a +ve or -ve charge when dissolve in water . Electrolytes are minirals , that are present our body and tissues.

Increase level:

- Dehydration
- Diarrhea
- Unexplained confusion
- Muscle cramps
- Numbness
- Sweating or fever

Decrease level:

- Excessive fluid loss (vomiting ,diarrhea, kidney disease ,heart disease, diabetes)
- Diuretic like loop diuretics and potassium sparing diuretics.
- Some depressants.
- Oral cotraceptives
- Steroids.

Serum Creatinine Test: This blood test examines whether creatinine is building up in your Blood. The kidneys usually completely filter creatinine from the blood. A high level of creatinine Suggests a kidney problem.

Blood Urea (BU): The blood urea (BU) test also checks for waste products in your blood. BU Tests measure the amount of nitrogen in the blood. Urea is a breakdown product of protein. However, not all elevated BU tests are due to kidney damage. Common medications, including large Doses of aspirin and some types of antibiotics can also increase your BU.

A normal BU level is between 7 and 20. A higher value could suggest several different health Problems

Uric acid is the end product of the metabolic break down of purine nucleotides. It is excreted to a large degree by the kidney and to smaller degree in the intestinal trac. Increase in-Diuretic, Alcohol, Drinking too much soda and drinks that containing fructose, Immune-suppressing drugs, kidney problems, Psoriasis, Gout, arthritis, starvation, extremely exercise, increase in - Wilson disease, Fanconis syndrome and yellow atrophy

SENSACORE
PATIENT ID: 312

ANALYZE SAMPLE

Na = 130.5 mmol/L LOW
K = 5.58 mmol/L HIGH
Ca = 0.92 mmol/L LOW
Cl = 99.7 mmol/L

Jul-17-24 13:01:26

CBC- 5 Part

Erba Chem-7

*****End of report*****
Electrolytes-Erba

ECG

Digital X-Ray

Not for the Medico Legal purpose

24x7 Emergency

1. The reported results for information & for interpretation of the Referring Doctors only.

2. Results of the test may vary from laboratory to laboratory & also in same parameters from time to time for the same patients.

PURVANGHAL PATHOLOGY

Hospital Road, Near, Block Mor, Fazlilnagar
Kushinagar (U.P.) 274401

Mob. 7007428700 • 9838082317, 9931309706

Dr. A. Razzaque

B.Sc., BAMS, DOS, DRD (JU Kolkata)
PGDHM (Post Graduate Diploma in Hospital Management)
Ex.DPM (NPCB), Sadar Hospital, Pakur, Jharkhand



Registration No. CMEE2262730

पूर्वांचल पैथोलॉजी

हॉस्पिटल रोड, ब्लॉक मोड़ के पास,
फाजिलनगर, कुशीनगर (यू.पी.) 274401

Dr. J. Aquib

MBBS (DDUGU)
E. Ahmad, DMLT (Kol.)
A. Samad, BMLT (EU Lucknow)

PATIENTS NAME: MRS. GEETA VERMA		AGE/50 YEARS	DATE:17/07/2024
REF BY DR:	SELF	SEX/FEMALE	LAB.NO.0003
STATUS REPORT: FINAL			
TEST NAME	VALUE	UNIT	REFERENCE VALUE

BIOCHEMISTRY REPORT

LIVER FUNCTION TEST

BILIRUBIN TOTAL	0.69	mg/dL	<1.00
BILIRUBIN DIRECT	0.16	mg/dL	0.00-0.40
BILIRUBIN INDIRECT	0.53	mg/dL	<0.80
AST(SGOT)	61.88	U/L	<40
ALT(SGPT)	57.62	U/L	<35
ALKALINE PHOSPHATASE (ALP)	110.80	U/L	Male 53-128 Female 42-98
TOTAL PROTEIN	6.46	g/dL	6.00-8.00
ALBUMIN	3.94	g/dL	3.5-5.5
GLOBULIN	2.52	g/dl	2.5-3.5
A: G RATIO	1.563		0.90-2.00

Note:

Enhanced liver fibrosis (ELF) test is used to evaluate liver fibrosis in patients with suspected chronic liver disease due to Viral Hepatitis B & C, Alcoholic liver disease and Non-alcoholic fatty liver disease.
Liver tests may be done together in a panel or tested separately-some common liver function tests include. When liver cells are damaged or destroyed, the enzymes in the cells leak out into the blood, where they can be measured by blood tests, Liver tests check the blood for two main liver enzymes.
Aspartate aminotransferases (AST), formerly called SGOT. The AST enzyme is also found in muscles and many other tissues beside the liver.
Alkaline aminotransferase (ALT), formerly called SGPT. ALT is almost exclusively found in the liver. If ALT & AST are found together in elevated amounts in the blood, liver damage is most likely present.
Alkaline phosphate (ALP) is an enzyme in the liver, bile ducts and bone. Higher than normal levels of ALP may indicate liver damage or disease, such as blocked bile duct, or certain bone diseases.
Albumin and total protein albumin: are one of several proteins made in the liver and your body needs these proteins to fight infections and to perform other functions. Lower than normal levels of albumin and total protein may indicate liver damage or diseases.



BC- 5 Part




Erba Chem-7



Electrolytes-Erba



ECG



Digital X-Ray

Not for the Medico Legal purpose

The reported results for information & for interpretation of the Referring Doctors only.

24x7 Emergency

Results of the test may vary from laboratory to laboratory & also in same parameters from time to time for the same patients.

18 2024

T. Tolterodine

Ry - MHD Twice weekly

CST ①②③④⑤⑥⑦⑧⑨⑩

- 3ms

T. Clavum-625 BD-38

T. Ultracet 500

19 JUL 2024

Ry MHD Twice weekly

T. ~~Nifedipine~~ Nifedipine R 20mg TD

T. Amlodipine 0.1g TD

T. Prazosin XL 5g BD

T. Concor 100g BD ^{8AM}

T. Thyronorm 125g mg

T. Sevlam- CP 400g BD ^{in AM}

C. Aurobindo 0.1mg

T. Megerk 80g OD

U. Nexium 100g + 100mg milk ^{PM} weekly

U. Erythron 30g ⁶ weekly

X 2ms

W