



Poonam Pathology

Regd. No. RMEE2118835



Dr. V. K. Singh
I.B.B.S. (Allahabad)

Dr. V. Verma
(Visiting Consultant)
M.B.B.S., DCP, DNB (Pathology)

Upendra Kumar Singh
D.M.L.T. (ECC, Allahabad)

Pat-ID : 30
Patient's Name: Ms. MEHNAZ FATIMA
Ref. by Dr. : SELF,

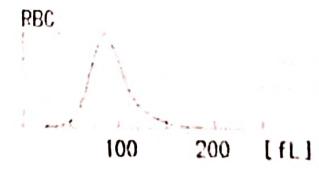

Test Date : 08-SEP-24
Age: 45Y Sex: F
Printed on : 08-SEP-24 10:26 AM

Test(s)	Result(s)	Ref. Value(s)
CBC Operator		
Hemoglobin % (Cyanmeth.)	10.3 gm/dL	11-15
Total leucocyte count (TLC)	8400 / cu mm	4000-11000
Differential Leukocyte Count		
Segmented neutrophils	77 %	40-70
Lymphocytes	13 %	20.0-40.0
Eosinophils	04 %	1.0-6.0
Monocytes	06 %	2.0-10.0
Basophils	0 %	0-1
Total R.B.C. count	3.18 mill/cu mm	4.2-5.5
Packed Cell Volume (PCV)	28.5 %	77-93
MCV (Mean Corp. Vol.)	89.6 fL	27-32
M.C.H.	32.4 pg	29-37
M.C.H.C.	36.1 g/dL	15-15
Platelet count	0.91 lac/cu mm	


ID. 30
Date 08/09/2024
Time 09:17
Mode WB

WBC 8.4 $\times 10^3/\mu\text{L}$
RBC 3.18 $\times 10^6/\mu\text{L}$
HGB 10.3 g/dL
HCT 28.5 %
MCV 89.6 fL
MCH 32.4 pg
MCHC 36.1 g/dL
PLT 91 $\times 10^3/\mu\text{L}$

WBC
LYM% 13.7 %
MXD% 9.3 %
NEUT% 77.0 %
LYM# 1.2 $\times 10^3/\mu\text{L}$
MXD# 0.8 $\times 10^3/\mu\text{L}$
NEUT# 6.4 $\times 10^3/\mu\text{L}$



RDW-SD 51.8 fL
RDW-CV 15.9 %



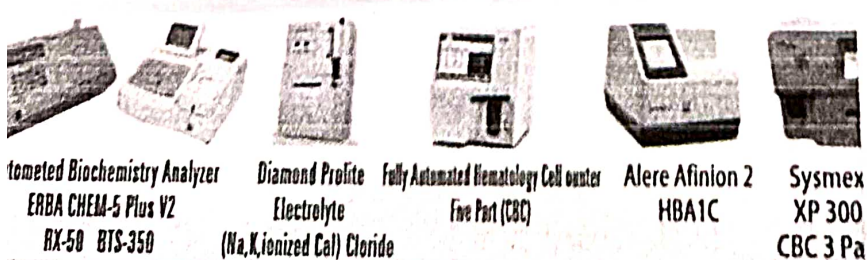
PDW 18.8 %
MPV 11.0 fL
P-LCR 33.9 %
PCT 0.10 %

ResearchM 8.373 $\times 10^3/\mu\text{L}$
ResearchS 1.151 $\times 10^3/\mu\text{L}$
ResearchH 0.701 $\times 10^3/\mu\text{L}$
ResearchL 6.441 $\times 10^3/\mu\text{L}$

P.T.O.



PATHOLOGIST
मेजर-राहुल चार्जर पर
रोड, कसया (कुशीनगर)
h. : 09918739445



Automated Biochemistry Analyzer ERBA CHEM-5 Plus V2
Diamond Prolite Electrolyte (Na, K, Ionized Cal) Chloride
Fully Automated Hematology Cell counter Five Part (CBC)
Alere Afinion 2 HBA1C
Sysmex XP 300 CBC 3 Pa

Authorised Franchisee Jerath Pathlabs & Allergy Testing Center
Authorised Franchisee Accuprobe

This Report is not valid for medico legal case.
Clinical correlation is essential for final diagnosis.
Operating Time : 9.00 a.m. to 5.00 p.m.
रिपोर्ट में तकनीकी त्रुटियां टाइपिंग में त्रुटियां होती हैं, तो पेशोला

Dr. V. K. Singh
B.B.S. (Allahabad)

Dr. V. Verma
(Visiting Consultant)
M.B.B.S., DCP, DNB (Pathology)

Upendra Kumar Singh
D.M.L.T. (ECC, Allahabad)

Regd. No. RMEE2118835



Pat-ID : 30
Patient's Name: Ms. MEHNAZ FATIMA
Ref. by Dr. : SELF,

Test Date : 08-SEP-24
Age: 45Y Sex: F
Printed on : 08-SEP-24 10:26 AM

Test(s)	Result(s)	Ref. Value(s)
KFT (Kidney profile Tests)		
Serum CREATININE level	8.68 mg/dL	0.5 - 1.5
Serum UREA	123.0 mg/dL	15 - 40
Serum BUN	57.44 mg/dL	7 - 21
Serum Uric acid	5.50 mg/dL	1.5 - 6.0
Protein		
Total	7.69 gm/dL	6.0 - 7.8
Albumin	3.98 gm/dL	3.7 - 5.3
Globulin	3.71 gm/dL	2.3 - 3.6
A:G ratio	1.073	
Ser Inorganic phosphorus	6.80 mg/dL	3.0 - 4.8
Serum Sodium	129.7 mmol/lit	135 - 155
Serum Potassium	4.65 mmol/lit	3.5 - 5.5
Serum Chloride	95.5 meq/lit	96 - 104
Serum Calcium (Total)	8.51 mg/dL	8.7 - 11.00
SERUM CALCIUM (IONIZED)	1.07 mmol/L	1.10 - 1.35

POONAM PATH
Sample Result
Id: 2409C809310003
Date: 08/09/24 09:33
External Id: C003
Name: 30
Sample Type: Serum

Parameter	Result	Status
Na+	129.7 mmol/L	LOW
K+	4.65 mmol/L	OK
Cl-	95.5 mmol/L	LOW
iCa++	1.07 mmol/L	LOW



Automated Biochemistry Analyzer
ERBA CHEM-5 Plus V2
RX-50 BTS-350



Diamond Prolite Fully Automated Hematology Cell counter
Electrolyte Five Part (CBC)
(Na, K, Ionized Cal) Chloride



Alere Afinion 2
HBA1C



Sysmex XP 300
CBC 3 Part



Automated ESR
Roller 20 mc
ICHROMA II
(Vit D3, IgE Level
Anti-CCP)

PATHOLOGIS

- Authorised Franchisee Jerath Pathlabs & Allergy Testing Center
- Authorised Franchisee Accuprobe
- This Report is not Valid for medico legal case.
- Clinical, correlation is essential for final diagnosis.

रिपोर्ट में तकनीकी त्रुटियां टाइपिस्ट द्वारा हो जाती हैं,
यदि टाइपिंग में त्रुटियां होती हैं, तो पैथोलॉजिस्ट द्वारा उससे ठीक कराएँ।

पता : गोला बाजार, गान्धी अस्पताल के सामने माइंड क्लॉनर पर
ट्यूबेल कालोनी रोड, कमठा (कुशीनगर)

Ph. : 09918739445