




PATHOLOGY

Patient Name : Sumitra Bai
 Age / Gender : 51Y / F
 Address : Vpo Birdhana Distt Fatehabad
 Reg. No. : 2480/IPD24SV
 Test Req. : Na+K+Cl


UHID No. : 6141/24SV
 Date : 15-Jul-2024
 Refd. By : Dr. Amit Mehta/Dr. Hemant Dahriya
 Room No. : 206B

Lab No. : 25859/LAB

 Report Date : 15-Jul-2024

Investigation	Observed Values	Unit	Biological R
BIO-CHEMISTRY			
Na+K+Cl	131.2	mmol/L	135 - 150
Sodium	4.78	mmol/L	3.5 - 5.5
Potassium	97.2	mmol/L	96 - 108

Hospital Helpline : 9996648483, 9996544005
 For Sample Collection Dial : 9996184133

End Of Report
 Pre. By : Kajal


 Dr. Navtej Nalwa
 MD (Pathology)

DR. NIT
 MD, DNB(F)



SUKHDA

MULTISPECIALITY HOSPITAL

Quality healthcare at affordable cost

UHID : 6141
 Patient Name : MRS. SUMITRA BAI
 Doctor Name :
 Department :

Sample No : B-46
 Age/Gender : 51Y/Female
 Registered On : 15-Jul-2024
 Reported On : 15-Jul-2024

TEST NAME **RESULTS** **UNITS** **REF-RANGE**

Haemoglobin **11.0** g/dL 11.9-16.9
 Total WBC Count **12.3** 10³/uL 4.0-11.0

Differential Leucocyte Count

Neutrophils **71.5** % 50.0-70.0
 Lymphocytes 20.4 % 20.0-40.0
 MID 8.1 % 3.0-15.0

Absolute Counts

Neutrophil Count **8.8** 10³/uL 2.0-7.0
 Lymphocytes Count 2.5 10³/uL 0.8-4.0
 MID Count 1.0 10³/uL 0.1-1.5

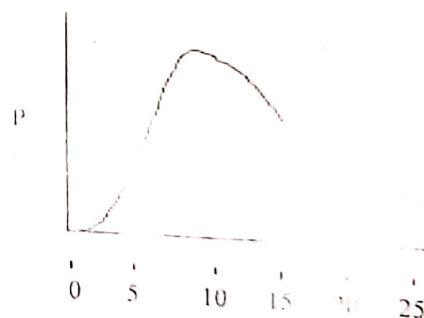
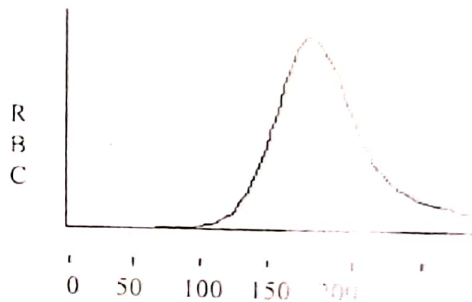
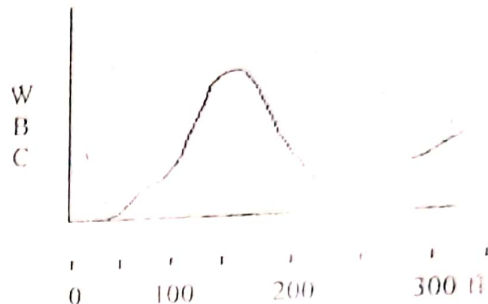
RBC Indices

R.B.C. Count 4.69 10⁶/uL 3.50-5.50
 Haematocrit (PCV) **35.3** % 37.0-54.0
 MCV **75.3** fL 82.0-92.0
 MCH **23.5** pg 27.0-34.0
 MCHC **31.1** g/dL 32.0-36.0
 RDW-CV 15.0 % 11.0-16.0
 RDW-SD 44.7 fL 35.0-56.0

Platelets Indices

Platelet Count 178 10³/uL 150-450
 PCT 0.196 % 0.108-0.28
 MPV 11.0 fL 6.5-12.0
 PDW 15.8 % 9.0-17.0
 PLCC 85 10³/uL 30-90
 PLCR % 11.0-45.0

GRAPH



DLC : N-77, L-20, M-01, E-02.

Nitika
 Dr. Nitika Grover
 MD, DNB (Paed)

(A unit of Vandam Health Care Pvt. Ltd.)

Opp. Green Belt, Delhi Road, Hisar - 125001 (Haryana) Ph. 01662-249473, 248473, 9996648483, Website : www.sukhdahospitalhisar

• ANGIOPLASTY • ANGIOGRAPHY • CT SCAN • ULTRASOUND • COLOUR DOPPLER • X-RAY • STRESS ECHO • TMT • HOLTER • ENDOSCOPY • CYSTOSCOPY • COMPUTERISED

This is only a professional opinion & not the final diagnosis. Kindly correlate with relevant clinical data & investigations.



UHID : 6141

Patient Name MRS. SUMITRA BAI

Doctor Name:

Department:

Sample No. B-16

Age/Gender 51Y-Female

Registered On : 15-Jul-2024

Reported On : 15-Jul-2024

TEST NAME	RESULTS	UNITS	REF-RANGE	GRAPH
-----------	---------	-------	-----------	-------

Haemoglobin	11.0	g/dL	11.9-16.9	
Total WBC Count	12.3	10*3/uL	4.0-11.0	

Differential Leucocyte Count

Neutrophils	71.5	%	50.0-70.0	
Lymphocytes	20.4	%	20.0-40.0	
MID	8.1	%	3.0-15.0	

Absolute Counts

Neutrophil Count	8.8	10*3/uL	2.0-7.0	
Lymphocytes Count	2.5	10*3/uL	0.8-4.0	
MID Count	1.0	10*3/uL	0.1-1.5	

RBC Indices

R.B.C. Count	4.69	10*6/uL	3.50-5.50	
Haematocrit (PCV)	35.3	%	37.0-54.0	
MCV	75.3	fL	82.0-92.0	
MCH	23.5	pg	27.0-34.0	
MCHC	31.1	g/dL	32.0-36.0	
RDW-CV	15.0	%	11.0-16.0	
RDW-SD	44.7	fL	35.0-56.0	

Platelets Indices

Platelet Count	178	10*3/uL	150-450	
PCT	0.196	%	0.108-0.28	
MPV	11.0	fL	6.5-12.0	
PDW	15.8	%	9.0-17.0	
PLCC	85	10*3/uL	30-90	
PLCR		%	11.0-45.0	

DLC : N-77, L-20, M-01, E-02.

Nitika
Dr. Nitika Grewal
 MD, DNB (Pathology)

(A unit of Vandam Health Care Pvt. Ltd.)
 Opp. Green Belt, Delhi Road, Hisar - 125001 (Haryana) Ph. 01662-249473, 248473, 9996648483. Website : www.sukhdahospitalhisar.com
 • ANGIOPLASTY • ANGIOGRAPHY • CT SCAN • ULTRASOUND • COLOUR DOPPLER • X-RAY • STRESS ECHO • TMT • HOLTER • ENDOSCOPY • CYSTOSCOPY • COMPUTERISED

This is only a professional opinion & not the final diagnosis. Kindly correlate with relevant clinical data & investigations.
 No surgery is advised on the basis of this report only. Not valid for medico-legal purpose.