

Sample No.: 4
 Patient ID: 4
 Name: DEVI
 Sample Comment:

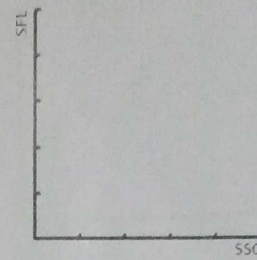
Adapter:
 Ward:

Pos.: 06/09/2024 10:35:42 WE
 Doctor:
 Birth: 01/01/2024 Sex: Female
 Nickname: XN-L

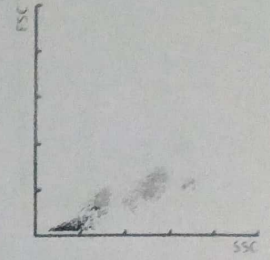
Negative

WBC	3.57	[10 ³ /uL]	
RBC	3.50	[10 ⁶ /uL]	
HGB	10.6	[g/dL]	
HCT	33.7	[%]	
MCV	96.3	[fL]	
MCH	30.3	[pg]	
MCHC	31.5	[g/dL]	
PLT	118	[10 ³ /uL]	
RDW-SD	54.2 +	[fL]	
RDW-CV	15.2	[%]	
PDW	12.6	[fL]	
MPV	11.2	[fL]	
P-LCR	34.2	[%]	
PCT	0.13 -	[%]	
NEUT		[10 ³ /uL]	[%]
LYMPH		[10 ³ /uL]	[%]
MONO		[10 ³ /uL]	[%]
EO		[10 ³ /uL]	[%]
BASO		[10 ³ /uL]	[%]
IG		[10 ³ /uL]	[%]


WDF




WDF - CBC



RBC



PLT



S. nitro - 9.1 mg/dl
Urea - 95.3 mg/dl
BUN - 17.2 u/L
SEPT - 6.4 u/L
S. Albumin - 3.6 g/dl

WBC IP Message

RBC IP Message

PLT IP Message