

Sample No.: 8
 Patient ID: 8
 Name: ISWAR
 Sample Comment:

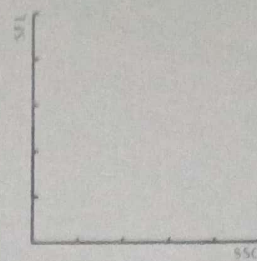
Adapter:
 Ward:

Pos.: 06/09/2024 10:40:37 WB
 Doctor:
 Birth: 01/01/2024 Sex: Male
 Nickname: XN-L

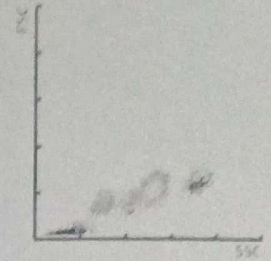
Positive Count

WBC	6.95	[10 ³ /uL]	
RBC	2.85	[10 ⁶ /uL]	
HGB	9.2	[g/dL]	
HCT	28.8	[%]	
MCV	101.1	[fL]	
MCH	32.3	[pg]	
MCHC	31.9	[g/dL]	
PLT	159	[10 ³ /uL]	
RDW-SD	52.2	[fL]	
RDW-CV	13.9	[%]	
PDW	11.6	[fL]	
MPV	10.7	[fL]	
P-LCR	28.7	[%]	
PCT	0.17	[%]	
NEUT		[10 ³ /uL]	[%]
LYMPH		[10 ³ /uL]	[%]
MONO		[10 ³ /uL]	[%]
EO		[10 ³ /uL]	[%]
BASO		[10 ³ /uL]	[%]
IG		[10 ³ /uL]	[%]


WDF




WDF - CBC



RBC



PLT



S. creatinine - 9.4 u/dl
Urea - 89.2 u/dl
SGOT - 17.2 u/l
SGPT - 31.2 u/l
Albumin - 3.8 g/dl

WBC IP Message

RBC IP Message
 Anemia

PLT IP Message