

Sample No.: 9
 Patient ID: 9
 Name: PRASANT
 Sample Comment:

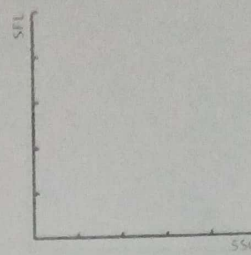
Adapter:
 Ward:

Pos.: 06/09/2024 10:41:38 WB
 Doctor:
 Birth: 01/01/2024 Sex: Male
 Nickname: XN-L

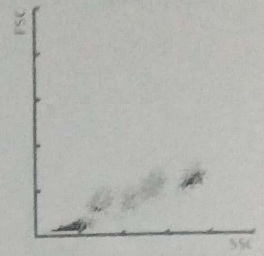
Negative

WBC	4.91	[10 ³ /uL]	
RBC	3.64	[10 ⁶ /uL]	
HGB	11.3	[g/dL]	
HCT	34.7	[%]	
MCV	95.3	[fL]	
MCH	31.0	[pg]	
MCHC	32.6	[g/dL]	
PLT	192	[10 ³ /uL]	
RDW-SD	49.3	[fL]	
RDW-CV	14.0	[%]	
PDW	9.3	[fL]	
MPV	9.1	[fL]	
P-LCR	17.3	[%]	
PCT	0.18	[%]	
NEUT		[10 ³ /uL]	[%]
LYMPH		[10 ³ /uL]	[%]
MONO		[10 ³ /uL]	[%]
EO		[10 ³ /uL]	[%]
BASO		[10 ³ /uL]	[%]
IG		[10 ³ /uL]	[%]


WDF




WDF - CBC



RBC



PLT



*8. urea - 10.9 mg/dl
 urea - 135.3 mg/dl
 8. creat - 9.0 u/L
 8. apt - 0.8 u/L
 8. Albumin - 4.3 g/dl*

WBC IP Message

RBC IP Message

PLT IP Message